

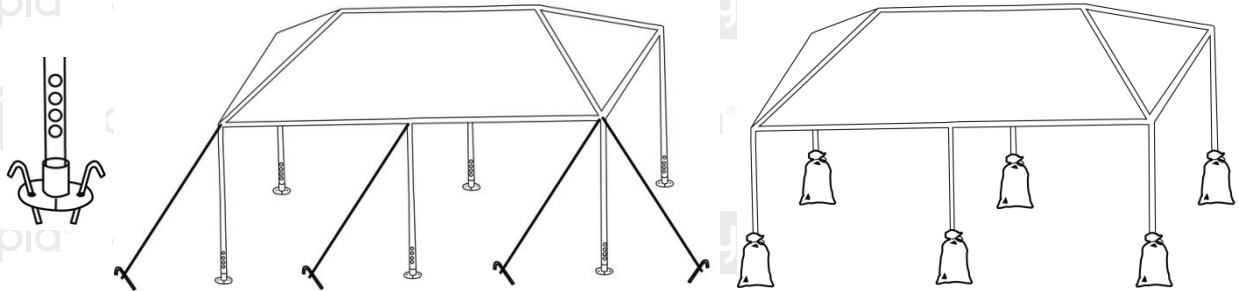
THANK YOU FOR PURCHASING OUR CRAIG GAZEBO!

Craig®

We hope that you enjoy your time at your special event.

Below are some tips and advice to ensure safety comes first!

- This product is not designed as a fixed shelter for extended periods of time.
- This product is not to be installed on uneven and unstable surfaces.
- This temporary shelter will protect from the sun and light rain drizzle however more extreme weather conditions can damage the product.
- Even though this product will provide some protection, it's still advised to take cautionary actions to protect yourself and others from the elements.
- In weather conditions where wind exceeds 5 knots, please:
 - Fasten and secure the frame footings with pegs (**not provided**); AND/OR
 - Fasten and secure frame with rope and pegs (**not provided**); AND/OR
 - Fasten and secure frame footings with sandbags (**not provided**)



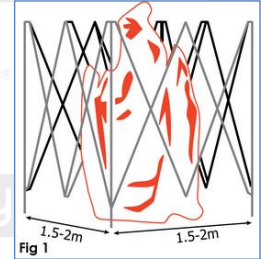
Above example are of the 6mx3m Gazebo – Footings may vary

- Always ensure that the surface this is being setup on is even and level throughout the whole surface area that this product covers (**3m x 3m, 3m x 4.5m or 3m x 6m**– Depending on bought item).
- Please see other side of page for correct setup.

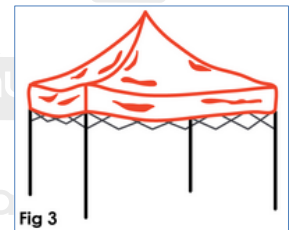
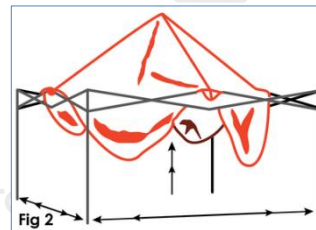
Please also visit our online store mytopia.com.au for more outdoor activities, gifts and ideas!

Please carefully follow the steps below:

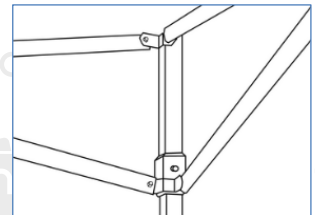
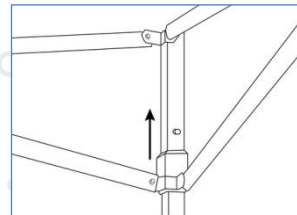
1. Carefully open up frame to roughly 1.5-2m and place the roof on top, aligning the centre corners as close as possible (**Fig 1**).



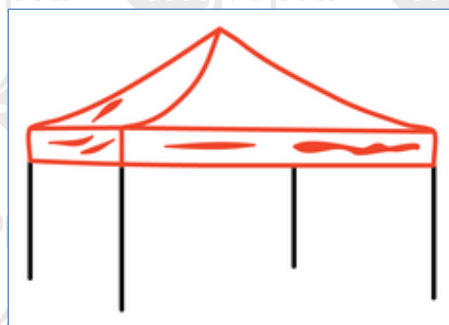
2. Further open up the frame, pushing up from the centre and pulling out from the sides, ensuring frame is not fully extended (**Fig 2**).
Then place corners of roof over frame (**Fig 3**).



3. With the corner of the roof over the corner of the frame, carefully fully extend the corners by pushing in the lock pin and pushing up the frame (*the roof may need to be folded half way up so the roof is clear and does not get caught and possibly damaged*).



4. Once frame is fully extended, straighten up roof and velcro corners.





Some experts believe the incorrect or prolonged use of almost any product could cause serious injury or death. For information that may reduce your risk of serious injury or death consult the points below and additionally, the information available at www.datastreamserver.com/safety

- Consult all documentation, packaging and product labelling before use. Note that some products feature online documentation which should be printed and kept with the product.
- Check product for loose / broken / damaged / missing parts, wear or leaks (if applicable) before each use. Never use a product with loose / broken / damaged / missing parts, wear or leaks (if applicable).
- Products must be inspected and serviced (if applicable) by a qualified specialist every 6 months assuming average residential use by a person of average weight and strength, above average technical aptitude, on a property matching average metropolitan specification. Intended use outside these guidelines could indicate the product is not suitable for intended use or may require more regular inspection or servicing.
- Ensure all possible users of the product have completed an industry recognised training course before being given access to the product.

- The product has been supplied by a general merchandise retailer that may not be familiar with your specific application or your description of the application. Be sure to attain third party approval for your application from a qualified specialist before use regardless of prior assurances by the retailer or its representatives.
- This product is not intended for use where fail-safe operation is required. As with any product (take an automobile, aircraft, computer or ball point pen for example) there is always a small chance of a technical issue that needs to be repaired or may require replacement of the product or a part. If the possibility of such failure and the associated time it takes to rectify could in any situation inconvenience the user, business or employee or could financially affect the user, business or employee then the product is not suitable for your requirements. This product is not for use where incorrect operation or a failure of any kind, including but not limited to a condition requiring product return, replacement, service by a technician or replacement of parts could cause a financial loss, loss of employee time or an inconvenience requiring compensation.
- If this item has been purchased in error considering the points above simply contact the retailer directly for details of their returns policies if required.

