

DESKTOP HEIGHT-ADJUSTABLE SIT/STAND DESK

OPERATING INSTRUCTIONS

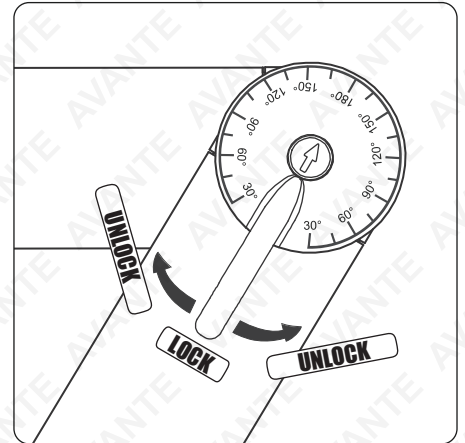
UNLOCKING AND LOCKING THE DESK

Rotate the lever on both sides to the UNLOCK position in either direction to unlock the desk, then you can move the desk up or down to the desired height. Rotate the lever back to the LOCK position on both sides to lock the desk.

HEIGHT SETTINGS

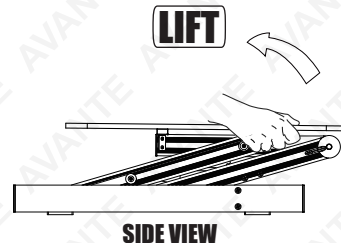
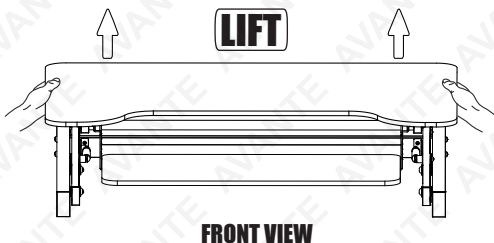
The desk has 5 height settings that it can be locked at. As you move the desk up or down, it "clicks" at each setting. The desk must be at one of the height settings in order for it to be locked.

Position 1	160 mm
Position 2	225 mm
Position 3	325 mm
Position 4	375 mm
Position 5	410 mm



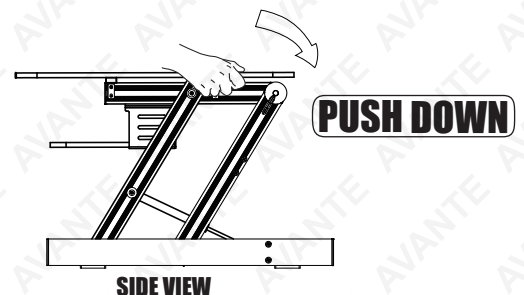
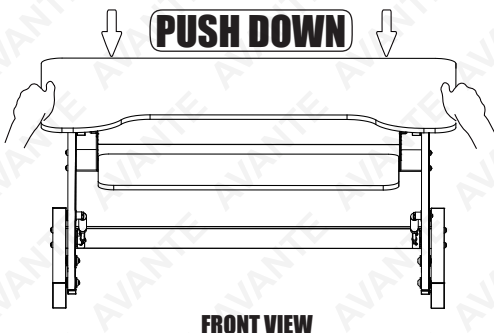
RAISING THE DESK

With the desk unlocked, hold the desk firmly on either side and gently lift up and inward. When the desk is at the desired height, lock it.



LOWERING THE DESK

With the desk unlocked, hold the desk firmly on either side and gently push it down and outward. When the desk is at the desired height, lock it.



MAXIMUM WEIGHT 15KG

ALWAYS ADJUST THE DESK HEIGHT SLOWLY TO AVOID ITEMS FALLING OFF IT OR THE DESK DROPPING.



Some experts believe that the incorrect or prolonged use of almost any product may cause serious injury or death. To help reduce your risk of serious injury or death, refer to the information below. For more information, see www.datastreamserver.com/safety

- Consult all documentation, packaging and product labelling before use. Note that some products feature documentation available online. It is recommended to print and retain the documentation.
- Before each use, check the product for loose/broken/damaged/missing parts, wear or leaks (if applicable). Never use a product with loose/broken/damaged/missing parts, wear or leaks.
- Products must be inspected and serviced (if applicable) by a qualified technician every 6 months. This is based on average residential use by persons of average size and strength, and on a property of average metropolitan size. Use beyond these recommendations may require more frequent inspections/servicing.
- Ensure that all users of the product have completed a suitable industry recognised training course before being allowed access to the product.
- If this product has been purchased in error when considering the information presented here, contact the retailer directly for details of their returns policy, if required.
- The product has been supplied by a general merchandise retailer that may not be familiar with your specific application or description of application. Be sure to attain third-party approval from a qualified specialist for your application before use, regardless of any assurances from the retailer or its representatives.
- This product is not intended for use where fail-safe operation is required. As with any product (for example, automobile, computer, toaster), there is the possibility of technical issues that may require the repair or replacement of parts, or the product itself. If the possibility of such failure and the associated time it may take to rectify could in any way inconvenience the user, business or employee, or financially affect the user, business or employee, then the product is not suitable for your requirements. This product is not intended for use where incorrect operation or a failure of any kind, including but not limited to, a condition requiring product return, replacement, parts replacement or service by a technician may cause financial loss, loss of employee time or an inconvenience requiring compensation.

