

PROTEGE PUMPS



12V Boat Deck Wash Kit

User Manual

[Revision 2.0 October 2018]

READ THIS MANUAL CAREFULLY BEFORE USE – FAILURE TO DO SO MAY RESULT IN INJURY, PROPERTY DAMAGE AND MAY VOID WARRANTY. • KEEP THIS MANUAL FOR FUTURE REFERENCE. • Products covered by this manual may vary in appearance, assembly, inclusions, specifications, description and packaging.

Table of Contents

Operating Instructions 1

Specifications..... 3

Operating Instructions

This unit comprises the following (Fig. 1):

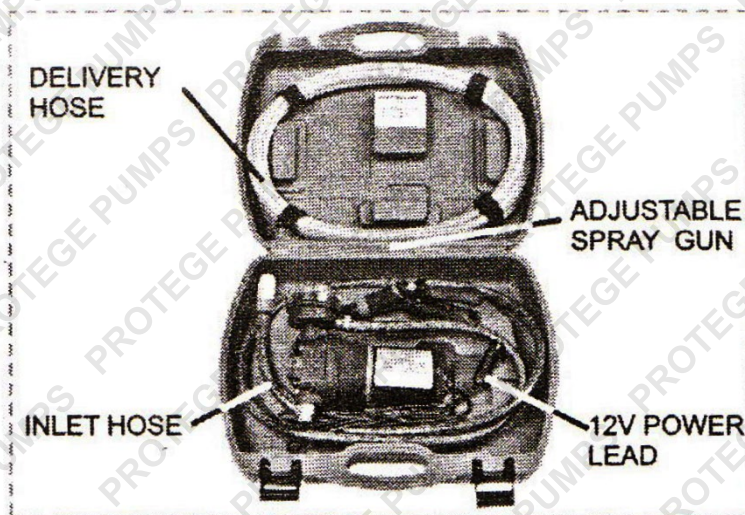


Figure 1

- 12V pump unit C/W inlet hose and power supply lead
- Adjustable spray gun
- Delivery hose
- 'C' spanner and spare O-rings

BEFORE EACH USE, CHECK THE PUMP UNIT, HOSES AND ATTACHMENTS FOR ANY SIGNS OF DAMAGE, PAYING PARTICULAR ATTENTION TO WIRING AND FILTERS.

1. Push/Fit the delivery hose into the connectors on both the pump and the spray gun (Fig. 2).





Figure 2

12V Boat Deck Wash Kit

2. Place the inlet hose into the water supply.
3. Connect the power supply lead to the source (e.g. cigar lighter).
4. The pump will self-prime and is now ready for use. To vary spray pattern, use the plastic adjuster (Fig. 3).

**Figure 3**

5. If used in salt water, the unit must be flushed thoroughly with fresh water after each use.
6. To disconnect the delivery hose from the pump and gun, push the plastic bush on the connector and pull the hose out (Fig. 4).

**Figure 4**

12V Boat Deck Wash Kit

7. If there is a build-up of waste in the secondary filter, remove the cover using the 'C' spanner provided (Fig. 5). Clean it out and reassemble it using a new O-ring, if required.



Figure 5

NOTE: MAXIMUM RUN TIME IS 20 MINUTES – ALLOW THE MACHINE TO COOL BEFORE RE-USE.

Specifications

Power	12V
Max. Current	10.5amp
Max. Flow Rate	8.5 litres/min.
Power Cable Length	2.4m
Spray Hose	6m
Transparent Input Hose	2m
Weight	4.6kg



Some experts believe that the incorrect or prolonged use of almost any product may cause serious injury or death. To help reduce your risk of serious injury or death, refer to the information below. For more information, see www.datastreamserver.com/safety

- Consult all documentation, packaging and product labelling before use. Note that some products feature documentation available online. It is recommended to print and retain the documentation.
- Before each use, check the product for loose/broken/damaged/missing parts, wear or leaks (if applicable). Never use a product with loose/broken/damaged/missing parts, wear or leaks.
- Products must be inspected and serviced (if applicable) by a qualified technician every 6 months. This is based on average residential use by persons of average size and strength, and on a property of average metropolitan size. Use beyond these recommendations may require more frequent inspections/servicing.
- Ensure that all users of the product have completed a suitable industry recognised training course before being allowed access to the product.
- The product has been supplied by a general merchandise retailer that may not be familiar with your specific application or description of application. Be sure to attain third-party approval from a qualified specialist for your application before use, regardless of any assurances from the retailer or its representatives.
- This product is not intended for use where fail-safe operation is required. As with any product (for example, automobile, computer, toaster), there is the possibility of technical issues that may require the repair or replacement of parts, or the product itself. If the possibility of such failure and the associated time it may take to rectify could in any way inconvenience the user, business or employee, or financially affect the user, business or employee, then the product is not suitable for your requirements. This product is not intended for use where incorrect operation or a failure of any kind, including but not limited to, a condition requiring product return, replacement, parts replacement or service by a technician may cause financial loss, loss of employee time or an inconvenience requiring compensation.
- If this product has been purchased in error when considering the information presented here, contact the retailer directly for details of their returns policy, if required.

