



Camper Trailer Tent

User Manual

[Revision 2.0 October 2018]

READ THIS MANUAL CAREFULLY BEFORE USE – FAILURE TO DO SO MAY RESULT IN INJURY, PROPERTY DAMAGE AND MAY VOID WARRANTY. • KEEP THIS MANUAL FOR FUTURE REFERENCE. • Products covered by this manual may vary in appearance, assembly, inclusions, specifications, description and packaging.



Table of Contents

Safety..... 1

Set-Up..... 1

Installation Guide for Poles 2

Specifications..... 3

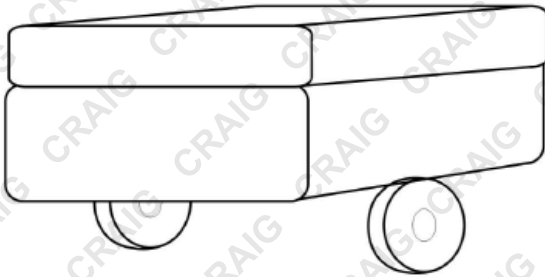
Safety

PLEASE READ CAREFULLY BEFORE SETTING UP THE TENT.

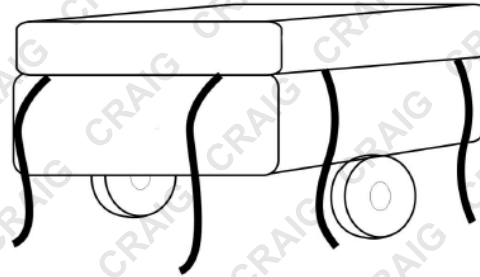
- Do not install the poles very tight or very loose, otherwise it will cause difficulty to attach the Annex Walls to the tent.
- Please attach the rope to the top of each vertical pole, NOT the hook of the rubber band.
- Please open/ close the zippers on windows/ doors very carefully after securing the pegs around the tents & adjust the poles to the right places to make sure that the tent becomes flat.

Set-Up

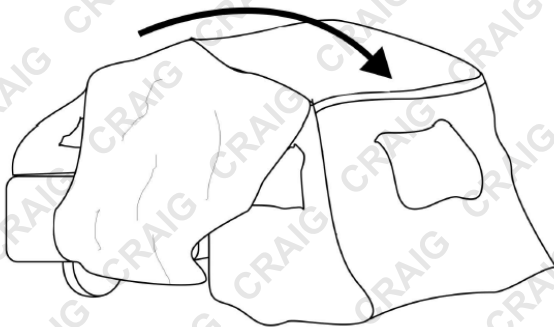
1. Remove the cover.



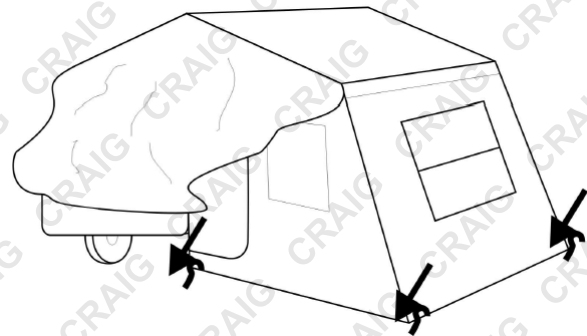
2. Loosen all four tightening ropes.



3. Turn the tent over to another side.



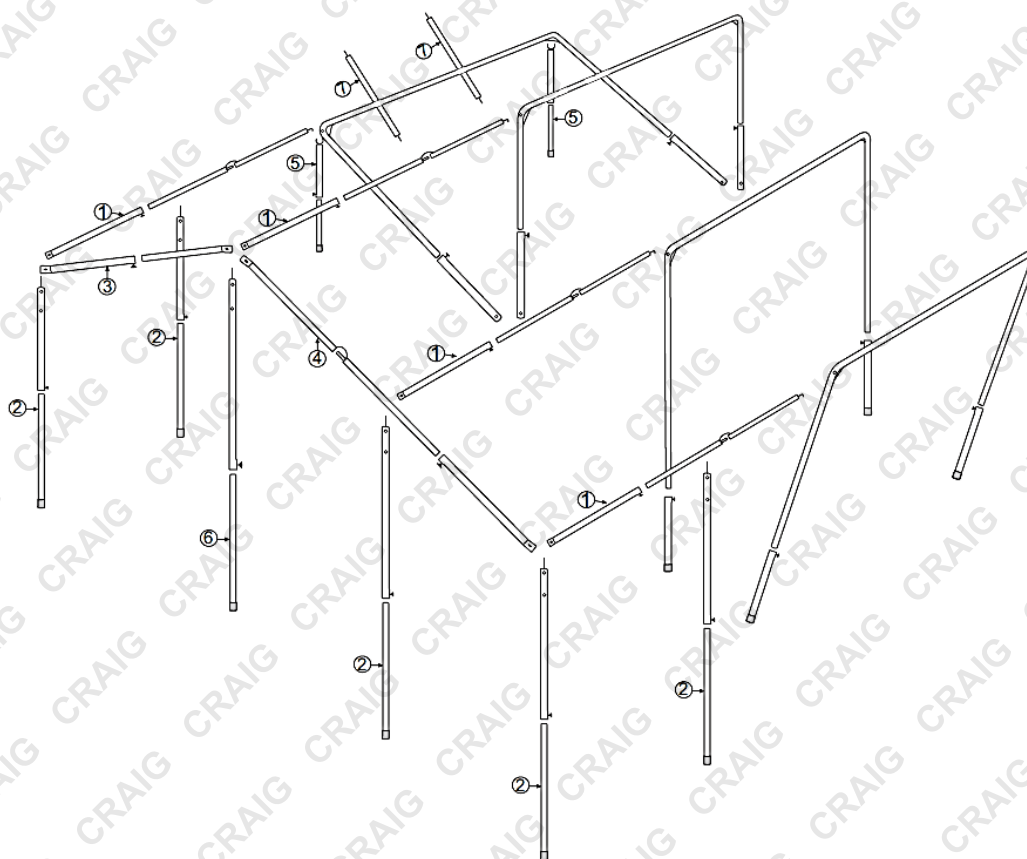
4. Secure the pegs into the ground around the tent.



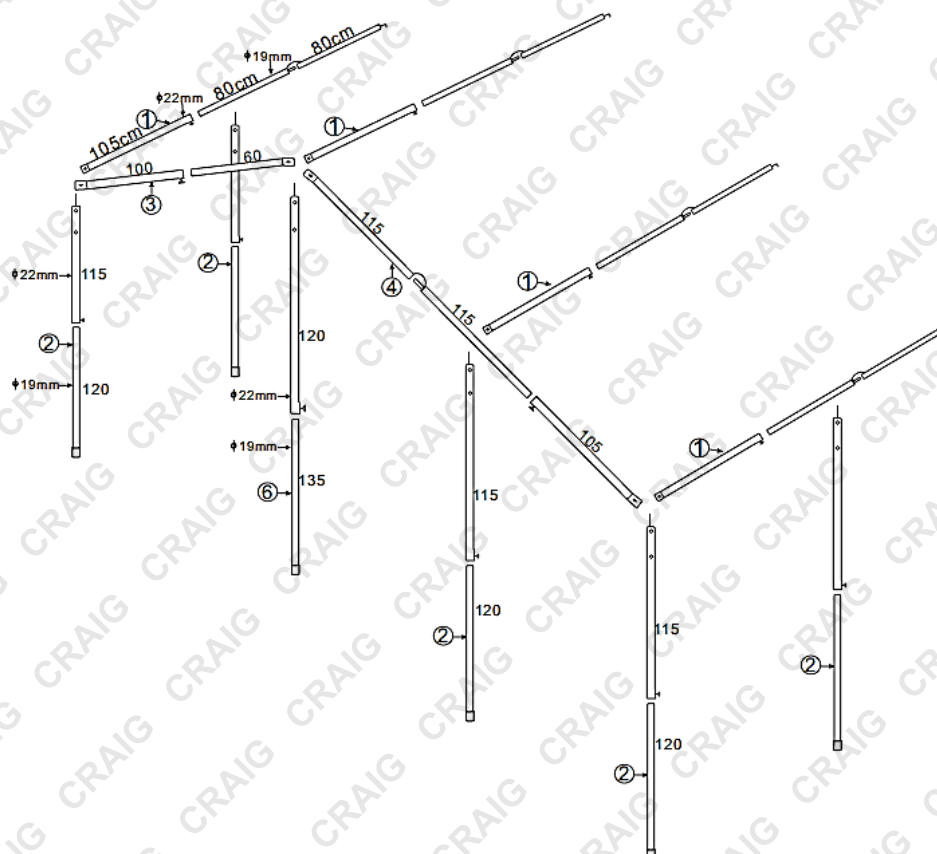
5. Use the supporting frame to support the awning and tighten it with wind-resistant ropes (For more details, please see [Installation Guide for Poles](#)).



- ① $\times 4$
- ② $\times 5$
- ③ $\times 1$
- ④ $\times 1$
- ⑤ $\times 2$
- ⑥ $\times 1$
- ⑦ $\times 2$



- ① $\times 4$
- ② $\times 5$
- ③ $\times 1$
- ④ $\times 1$
- ⑤ $\times 0$
- ⑥ $\times 1$



Specifications

Colour	Blue + Tan
Material	Reinforced and double-stitched 14oz rip-stop canvas
Compatible Trailers	6x4ft, 7x4ft and 7x5ft
Compatible Mattress Size	220 x 173 cm
Bed Base Size	223 x 173 cm
Internal Living Area Size	16x8ft
Covered External Living Area Size	16x8ft
Room Height	8ft



Some experts believe that the incorrect or prolonged use of almost any product may cause serious injury or death. To help reduce your risk of serious injury or death, refer to the information below. For more information, see www.datastreamserver.com/safety

- Consult all documentation, packaging and product labelling before use. Note that some products feature documentation available online. It is recommended to print and retain the documentation.
- Before each use, check the product for loose/broken/damaged/missing parts, wear or leaks (if applicable). Never use a product with loose/broken/damaged/missing parts, wear or leaks.
- Products must be inspected and serviced (if applicable) by a qualified technician every 6 months. This is based on average residential use by persons of average size and strength, and on a property of average metropolitan size. Use beyond these recommendations may require more frequent inspections/servicing.
- Ensure that all users of the product have completed a suitable industry recognised training course before being allowed access to the product.
- The product has been supplied by a general merchandise retailer that may not be familiar with your specific application or description of application. Be sure to attain third-party approval from a qualified specialist for your application before use, regardless of any assurances from the retailer or its representatives.
- This product is not intended for use where fail-safe operation is required. As with any product (for example, automobile, computer, toaster), there is the possibility of technical issues that may require the repair or replacement of parts, or the product itself. If the possibility of such failure and the associated time it may take to rectify could in any way inconvenience the user, business or employee, or financially affect the user, business or employee, then the product is not suitable for your requirements. This product is not intended for use where incorrect operation or a failure of any kind, including but not limited to, a condition requiring product return, replacement, parts replacement or service by a technician may cause financial loss, loss of employee time or an inconvenience requiring compensation.
- If this product has been purchased in error when considering the information presented here, contact the retailer directly for details of their returns policy, if required.



©2018 Craig. All rights reserved. No part of this document, including descriptive content, concepts, ideas, diagrams or images may be reproduced or transmitted in any form or by any means, electronic or mechanical, including photocopying, scanning or recording, or any information storage and retrieval system, without express permission or consent from the publisher.